

CHAPTER IV

RESEARCH FINDINGS AND DISCUSSION

This chapter contains of two parts, the first is description of the researcher findings and the second is about the discussion based on the analysis of data collected from teaching speaking using pictures series in Instagram.

4.1 Findings

The observation was done for two meetings. The findings would describe about the implementation of teaching speaking using pictures series in Instagram and the students response in teaching speaking using pictures series in Instagram that applied in Tenth graders RPL of SMK PGRI 2 Sidoarjo during observation.

4.1.1 The Implementation of Teaching Speaking Using Picture Series in Instagram.

In this section, would discussed about the observation that had been done in two meetings using observation checklist and questionnaire. The first meeting was held on February 24th 2020 and the second meeting was held on March 2nd 2020 . The time used 2 x 45 minutes. Before the teacher started the study, teacher chooses one student to lead the pray and checked the attendent list.

4.1.1.1 First Meeting

The first meeting was held on February 24th 2020 and the teacher started learning process at 9.30 a.m.

Pre-Activity

The teacher opens the activity to greeting for all of the students in X RPL of SMK PGRI 2 SIDOARJO. The X RPL class consist with 34 students. Before started the material the teacher checked the attendance list and lead the one of students to pray. The teacher prepared the stimulus of material and media to teach the students. Before giving the stimulus of material, the teacher asks the students to prepare their books at this point the researcher directly observed the teacher activities.

Teacher : Good Morning students

Students: Good Morning, Mam.

Teacher : How are you today ?

Students : So far so good, how about you mam ?

Teacher : I'm really good thank you, alright before we start the lesson, I will check your attendance list first.

Picture 4.1 The text of greeting

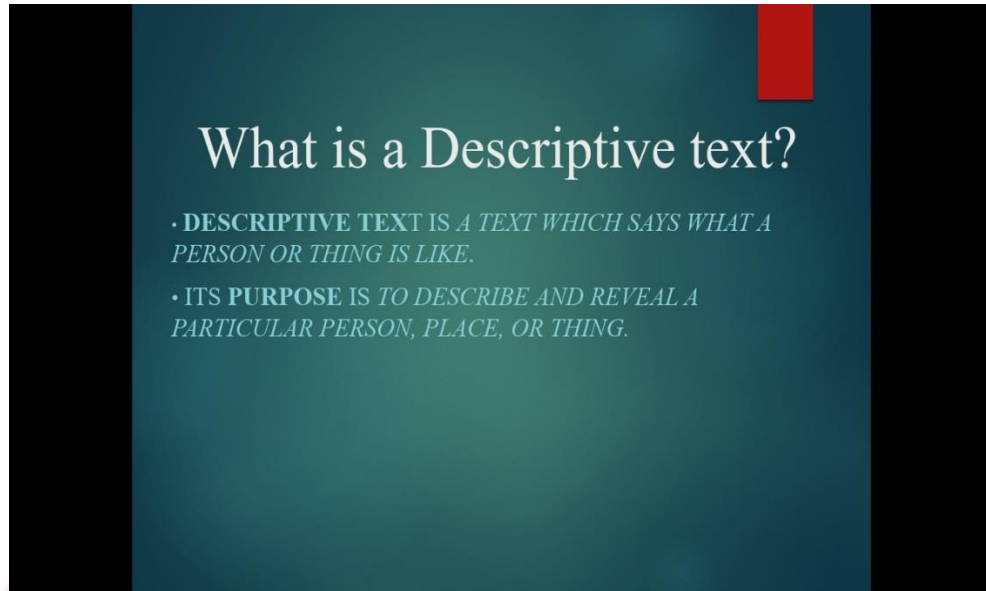


Picture 4.2 The teacher checked the attendance list

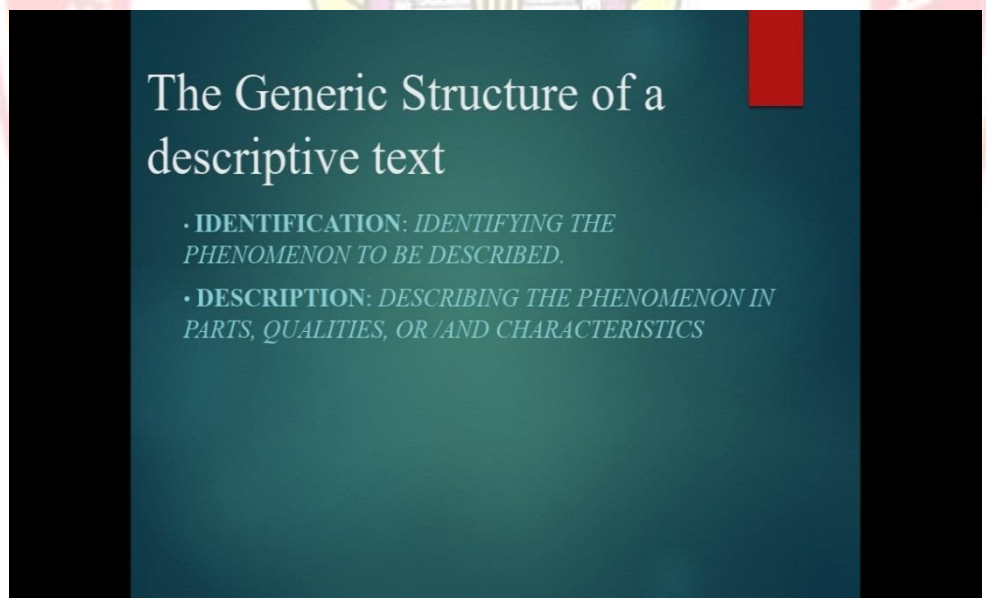
Whilist-Activity

In this meeting, the teacher focused to explain about the descriptive text and gave questions for the students to know the students understanding about descriptive text. For the next slide the teacher showed the generic structure of a descriptive text. In this part, the teacher was asked to the students about the definition of descriptive text without open the PPT to know the students understanding with the material.

After explaining about descriptive text and gave an example, the teacher instructs the students to made into five groups and each groups consist 6-7 people and then the teacher gave the students a pictures series in Instagram. The students were excited with Instagram as media to teaching speaking because they were interested and familiar with Instagram.



Picture 4.3 Definition about Descriptive Text



Picture 4.4 The Generic Structure of a Descriptive Text

Post-Activity

At the last section, the teacher explained to the students about what should the students do in the next meeting with the picture series in Instagram. For the next meeting, The students should discuss about the picture series in Instagram with their group and described it in front of the class one by one. The class was ended at 12.00 a.m.

4.1.1.2 Second Meeting

Pre-Activity

The second meeting was held on March 2nd 2020 the teacher open the class with greeting to all the students, checked the attending list and asked one student to lead the pray before started learning process and then the teacher review the previous lesson about descriptive text. After that, the teacher asks the students to explain about descriptive text with their own words.

Whilist-Activity

The teacher starts implementing speaking using pictures series in Instagram and gathered the students with their groups that was made in the previous meeting. The teacher asked the students to describe and make a sentence. After the students gathered with their groups, they are discussed and made a sentence about the pictures series in Instagram and each group had to describe about the pictures series in Instagram that gave by the teacher in the previous meeting in front of the class. Fifty minutes before the class over, the teacher asked the students to describe in front of the class. The students describe one by one in front of the class. One student

consist with one picture, so all of the students get their parts to described the picture series in front of the class. In this section, the situation was control well. The students keep silent and pay attention to their friends who described the picture series in front of the class. The time was almost over, all the students came back to their groups and keep silent.



Picture 4.5 The students discussed with their group

Post-Activity

In the end of the meeting, the teacher gave feedback for the students and reviews the material that have been learned by the students. The overall activity in last meeting run as well as planned. The students always pay attention to their friends and give positive responses with the teaching speaking using picture series in Instagram.

4.1.2 The Student Response

The questionnaire were distributed to the students in the last observation after the teacher implement the teaching speaking using picture series in Instagram. The questionnaire is open-ended which is questions can be answered “Yes” or “No” and this questionnaire consist ten questions. The questionnaire are gives in order to know about the response of the students and the result of their opinion after the teacher implement teaching speaking using picture series in instagram.

The question and answer would analyze one by one from the questionnaire that gave to the students and then make the conclusion. The formula is :

$$P = \frac{n}{N} \times 100\%$$

Keterangan :

P : percentage of completeness

n : the number of frequencies that have been thoroughly studied

N : the total number of students

(Arikunto, 2003,p.34)

4.1.3 The Result of the Students Response

In order to know the student’s response in teaching speaking using picture series in instagram, the questionnaire were distributed to 34 students at the second meeting in the end of the class. The questionnaire is open-ended which is questions can be answered “Yes” or “No”. In this section the writer count the students’ response from colleting all the data through questionnaire and the total of the data

can be shown as follows :

TABLE No. 4.1. STUDENTS' RESPONSES ON THE QUESTIONNAIRES

No	Question	Student's Response		Percentage of "yes" answer	Percentage of "No" answer
		Ya	Tidak		
1.	Apakah anda merasa sulit dalam speaking Bahasa Inggris menggunakan picture series di instagram ?	6	28	18%	82%
2.	Apakah anda takut salah jika berbicara menggunakan Bahasa Inggris ?	28	6	82%	18%
3.	Apakah berbicara Bahasa Inggris menggunakan media picture series di instagram di kelas adalah hal yang menyenangkan ?	33	1	97%	3%
4.	Apakah kurangnya vocabullary Bahasa Inggris yang anda miliki membuat anda merasa sulit di skill Speaking ?	29	5	85%	15%
5.	Apakah anda merasa malu atau takut jika Speaking Bahasa Inggris di depan kelas ?	28	6	82%	18%
6.	Apakah anda merasa lebih nyaman jika Speaking Bahasa Inggris dengan berkelompok ?	32	2	94%	6%
7.	Apakah belajar Speaking Bahasa Inggris menggunakan Picture Series di instagram menyenangkan ?	32	2	94%	6%

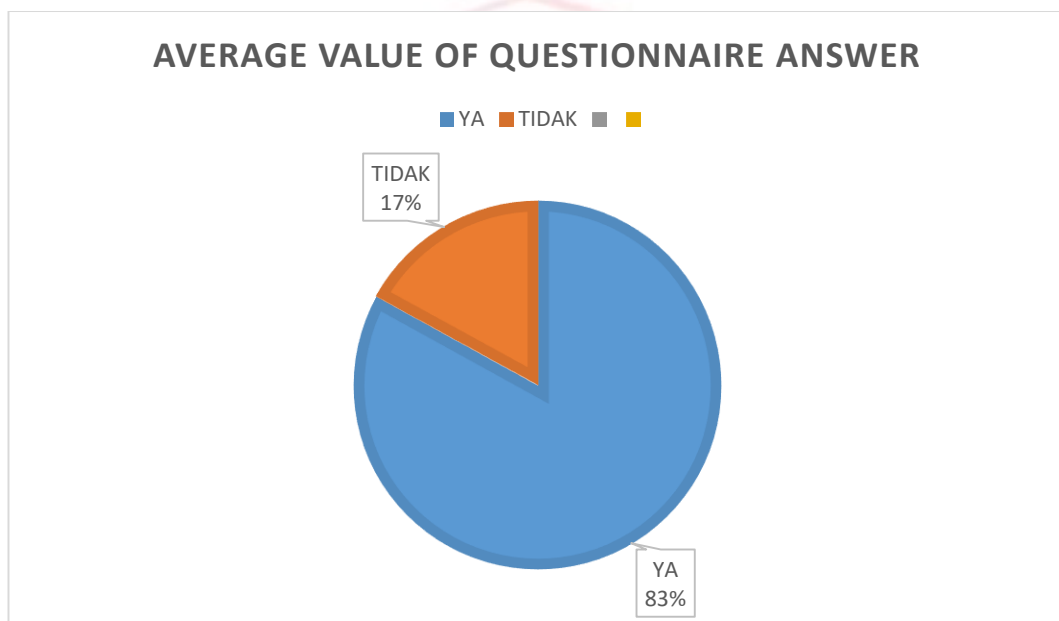
8.	Apakah suasana kelas yang nyaman mempengaruhi keberanian anda dalam Speaking Bahasa Inggris ?	33	1	97%	3%
9.	Apakah penggunaan Picture Series di instagram dalam Speaking Bahasa Inggris memotivasi anda untuk berani berbicara di depan kelas ?	30	4	88%	12%
10.	Apakah penggunaan Picture Series di instagram dalam Speaking Bahasa Inggris mampu membuat anda lancar dalam speaking Bahasa Inggris ?	30	4	88%	12%

From the above, the answer Yes (negative) means that the students response in teaching speaking using picture series in Instagram were good but, they had some problems especially they were afraid and shy to speaking English in front of the class with or without media.

The answer Yes (positive) means that the students response in teaching speaking using picture series in Instagram were good and they really interested with speaking English using picture series through social media especially Instagram because the students can easier understand the material and make the students comfortable to speak English in front of the class with their own words. They really

interested with Instagram because they are familiar with it. The students can describe the picture series well and speaking English well.

Diagram 4.1 Average of Questionnaire Answer



Based on the diagram 4.1 almost the students gives response the answer “YES” with total 281 or 83% and answer “NO” with total 59 or 17%. The researcher display the data into diagram to make easily understood the percentage of the data.

4.2 Discussion

The finding of the data that had been found from observation checklist and questionnaire will be discussed in this chapter. The instruments were used to find the teacher implementation and the students response in teaching speaking using picture series in instagram.

4.2.1 Process of Teaching and Learning Speaking Using Picture Series in Instagram

The process of teaching and learning process in X RPL class of SMK PGRI 2 Sidoarjo was done on two meetings with descriptive text as the material. In this part, the observation checklist and questionnaire are used in order to know the process of teaching and learning speaking using picture series in Instagram.

From the findings of the study the implemetation teaching speaking using picture series in Instagram consist of six steps. First, the teacher decided about the material. Second, the teacher explained about descriptive text to the students. Third, the teacher divided the students into five groups and one group consist six until seven students. Fourth, the teacher gave a picture series in instagram one by one for every group. Fifth, the students discussed with their groups about the picture series and made a sentences, each students must made one sentences. Sixth, the students made presented about the picture series in front of the class one by one with their group.

Teaching learning process using picture series in instagram made the students more active, enjoy with the material, and confidence. During teaching and learning process using picture series in instagram, the student can speak english with easily and better to understanding the material.

4.2.2 Students' Response in Teaching Speaking Using Picture Series in Instagram

The questionnaire consist of ten question. The questionnaire were distributed to each students to known the students' response while learning speaking using picture series in Instagram. Based on the table and diagram, the general precentage of the students who answer "Yes" with 83% and the students who answer "No" with 17%. The analysed as follows :

From the first questions Apakah anda merasa sulit dalam speaking Bahasa Inggris menggunakan picture series di instagram ?. The 6 students' or (18%) answer Yes and 28 students or (82%) answer No. It means the students who answer No, needs to practice their speaking English and change the other media to make comfortable when they are speaking English. And for the students who answer yes, it means that picture series in Instagram can make their speaking English more easier than before.

The second question Apakah anda takut salah jika berbicara menggunakan Bahasa Inggris ?. The 28 students or (82%) answer Yes because mostly the students when speaking English, they are afraid and shy to make a mistakes so they need to not afraid when speaking English because they are still in learning process. From here, the teacher should make the students comfortable and the teacher need any strategy to make the students interest and not afraid to speaking English. The 6 students' or (18%) answer No because they are not afraid to speaking English especially in front of the class, so they are comfortable to speaking English.

From the third question Apakah berbicara Bahasa Inggris menggunakan media picture series di instagram di kelas adalah hal yang menyenangkan ?. The 33 students' or (97%) said Yes and 1 student or (3%) said No. It means with Instagram as new media in teaching speaking using picture series made the students more enjoy while speak english and can understand about the material. It can help the teacher and the students to made the teaching learning process with comfortable and more easier because they are familiar with Instagram as social media in daily life. The student who answer No thought that learning from Instagram as media can made the student not focuses just the material but sometimes the student focuses to search any other picture if the teacher not pay attention with all the students.

The tenth question Apakah penggunaan Picture Series di instagram dalam Speaking Bahasa Inggris mampu membuat anda lancar dalam speaking Bahasa Inggris ?. The 30 students' or (88%) said Yes because the students' said while teaching learning process using picture series in Instagram made their english more fluent and from picture series the students can had many words and idea to describe the picture. From 4 students' or (12%) who said No thought that they could not speak english with fluently and well through Instagram as media in teaching learning. It means that the teacher should give advices that speaking english can more interesting and fun for the students. The students need more media like

youtube, facebook, twitter and others to made them understand and can speak english fluently and better.

From the result above, the teaching and learning process from the interesting way give the impact for the students in their speaking english using picture series in Instagram. The students enjoy with the class through Instagram and more easily to understand about the material because they are familiar with Instagram. Students also can have idea to describe the picture series in Instagram and speak up in front of the class.

